

Specifications

- Model:** - TF1M1F513
- Dimension:** - 5ft x 13ft x 9-1/2ft high
- Frame** - Steel frame, 10" x 15.3 channel
- Running gear:** - # 11 Torsion 5200lb
- Stabilizer jacks:** - (4) Corner
- Fresh water:** - 150 IMP Gal
- Sewage tank:** - 200 IMP Gal
- Vanity:** - aluminum with stainless top and 14" stainless sink
- Miscellaneous:** - mirrors, coat hooks, garbage cans
- Faucets:** - self closing, water saving
- Dispensers:** - (2) stainless steel paper towel (2) soap
- Dispensers:** - (2) double toilet tissue holders
- Heaters :** - (2) 1500Watt / 220 Volt, (1)750Watt
- Electrical:** - (1) 15 AMP, 110V power cord
- Electrical** - (1) 20 AMP, 220V power cord
- Toilet:** - (2) #510 mansfield - flush - water save
- Urinal:** - (1) porcelain with flush
- Water pump:** - 120V demand - Shurflo
- Water heater:** - 8.5 Gal - 500Watt
- Insulation:** - 1-1/2" wall and ceiling
- Interior:** - White fiberglass reinforced plastic
- Exterior:** - textures with polyurethane finish
- Floor:** - full length aluminim thread plate

**You worry about construction,
We'll worry about sanitation.**

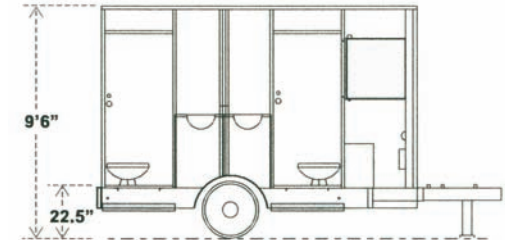
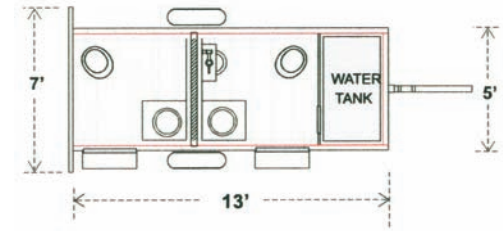


Tel: (905) 760-9006
Fax: (905) 760-2404

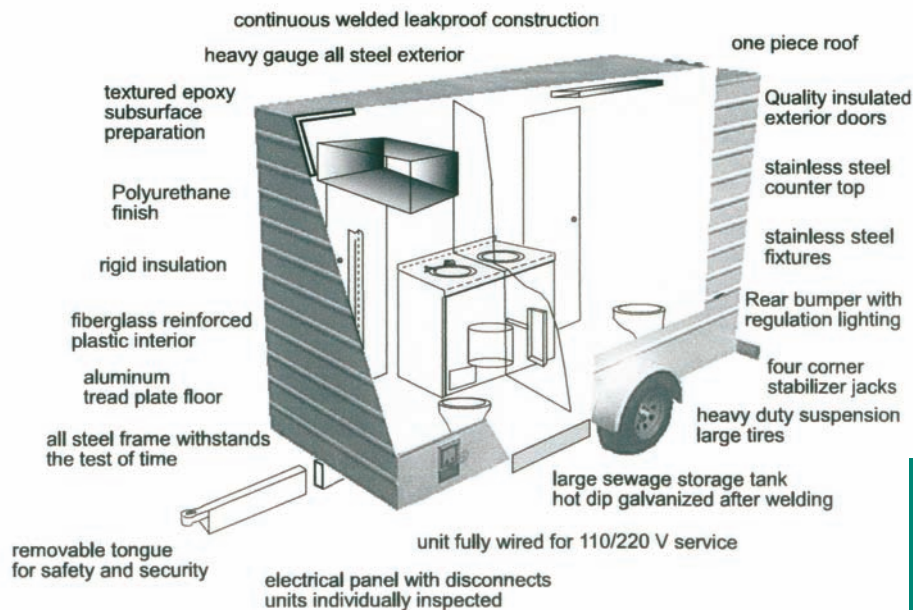
Manufactured by: Nature's Call
131 Freshway Drive, Concord ON L4K 1R9



**Experience
the Finest in
Portable Sanitation**



Heavy duty construction ... Ultimate privacy.



- Explorer's heavy duty industrial construction makes it the ideal investment for any job site.
- Self contained unit.
- Low profile entrance for easy access.
- Easy service hook-up.
- Flush RV toilets.
- Hot & Cold water Sink
- Heated & Insulated.
- Meets all Ministry Guidelines.

Comfort Stations